

Bass Coast

Job Advertisement Statistics

July 2017





BASS COAST

SUMMARY OF JOB VACANCIES

July 2017

DISCLAIMER

This report should be used as a guide only. Whilst all attempts have been made to accurately interpret data, the Bass Coast Shire Council, nor its employees or contractors can be held liable for any losses or actions incurred by any third party acting directly on this document.

This document was produced by amjproject on behalf of the Bass Coast Shire Council.

© Copyright resides with Bass Coast Shire Council and amjproject.



amjproject@dcsi.net.au
PO Box 1111
Warragul Vic 3820

BASS COAST SUMMARY OF JOB VACANCIES

JULY 2017 – Overview

Nationally, the average total number of internet and newspaper job advertisements continued its upward trend rising 1.54% in July (seasonally adjusted) over the previous month. ¹

The Bass Coast Shire recorded a total of 109 newspaper job advertisements in July an average of 27.25 per week.

The *Health & Community Services* sector recorded the highest number of advertised newspaper job advertisements in July advertising 34% of all published vacancies, followed by *Hospitality* (17%) and *Trades/Engineering* (15%).

% CHANGE AVERAGE NO. OF JOB ADVERTISEMENTS COMPARISON (Y/E JUNE 2018 OVER Y/E JUNE 2017)	
BASS COAST REGION	10.1%
WEST GIPPSLAND REGION	-2.37%

For the financial year July-June 2018 over July-June 2017 the Bass Coast region recorded a rise of 10.1% in the average number of published newspaper job advertisements; this compares with a fall in the West Gippsland region of 2.37% over the same period.

¹ ANZ Job Advertisement Series released 7 August 2017

METHODOLOGY

The Bass Coast Shire data collected for July 2017 has been obtained from the local newspapers the “South Gippsland Sentinel – Times” and the “Phillip Island and San Remo Advertiser” published in July 2017. The “Sentinel” is published on Tuesdays or Wednesdays and the “Advertiser” on Wednesdays. Some of the job advertisements appear in both papers. As most job advertisements appear in the “Sentinel”, any duplicate advertisements have been noted from the positions advertised in the “Advertiser”. amjproject statistical counts have been adjusted to remove duplications and repeat advertisements.

The “South Gippsland Sentinel – Times” covers Bass Coast Shire and South Gippsland Shire and also receives job advertisements from other neighbouring Shires. Not all job locations are stated.

As some months may have five weeks of job advertisements one year and four in others, a straight comparison of monthly figures can be misleading. To clarify this, the average number of jobs per week within each month has been used.

The job advertisements counted have been sorted into twenty two (22) categories showing which industry sector they represent and are detailed on a monthly basis.

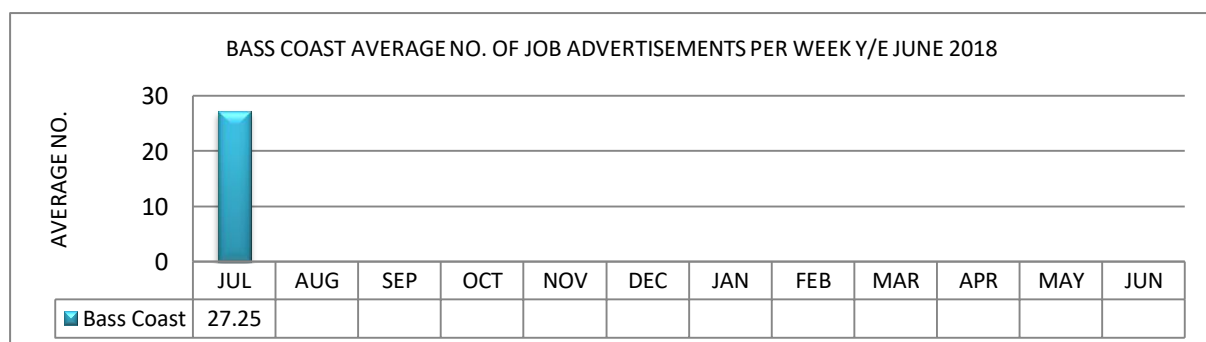
The newspaper job advertisement figures sourced from the ANZ Banking Group Ltd for Victoria and Australia ceased issue October 2016. In lieu of this information a West Gippsland newspaper job advertisements benchmark has been created using the average weekly number of newspaper job advertisements from the West Gippsland catchment area published per month with duplicate and repeat advertisements removed.

JULY 2017

The following graph shows data compiled from the ANZ Job Advertisement Series and Bass Coast Shire regional statistics of the average number of newspaper job advertisements per week, as distinct from the average total number of newspaper and internet job advertisements per week.

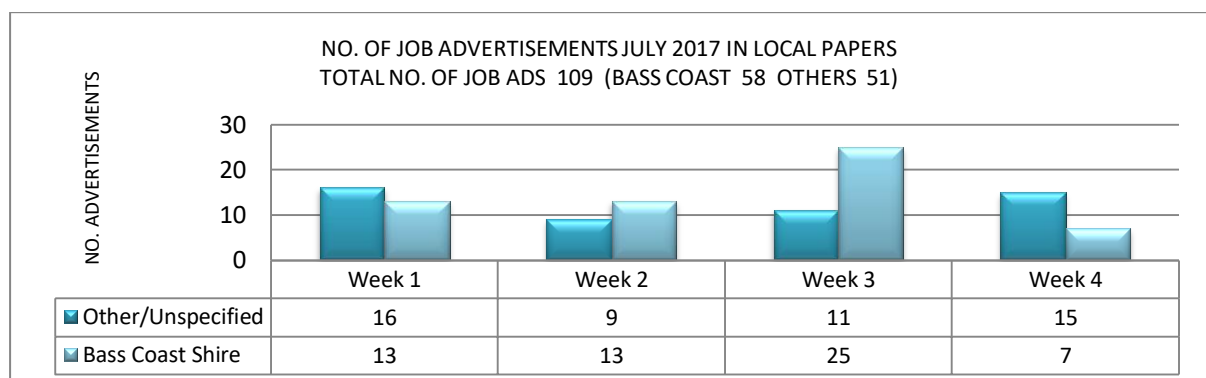


Source: (1) "Phillip Island & San Remo Advertiser" and "Sth Gippsland Sentinel-Times" (2) Newspapers in West Gippsland catchment area



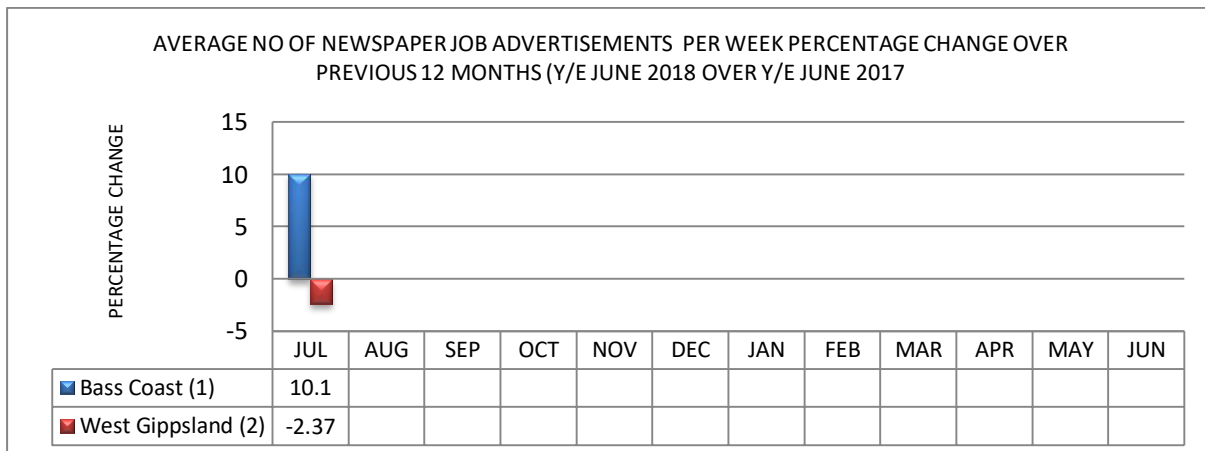
Source: "Phillip Island & San Remo Advertiser" and the "Sth Gippsland Sentinel-Times"

The following chart details, where known, which jobs were located in the Bass Coast Shire. Not all vacancies state their location and others are from neighbouring Shires. All job advertisements have been included regardless of location, based on the premise that the region acts as a cohesive workforce and thus gives a more accurate picture of work opportunities for people living within the Bass Coast Shire.



Source: "Phillip Island & San Remo Advertiser" and the "Sth Gippsland Sentinel-Times"

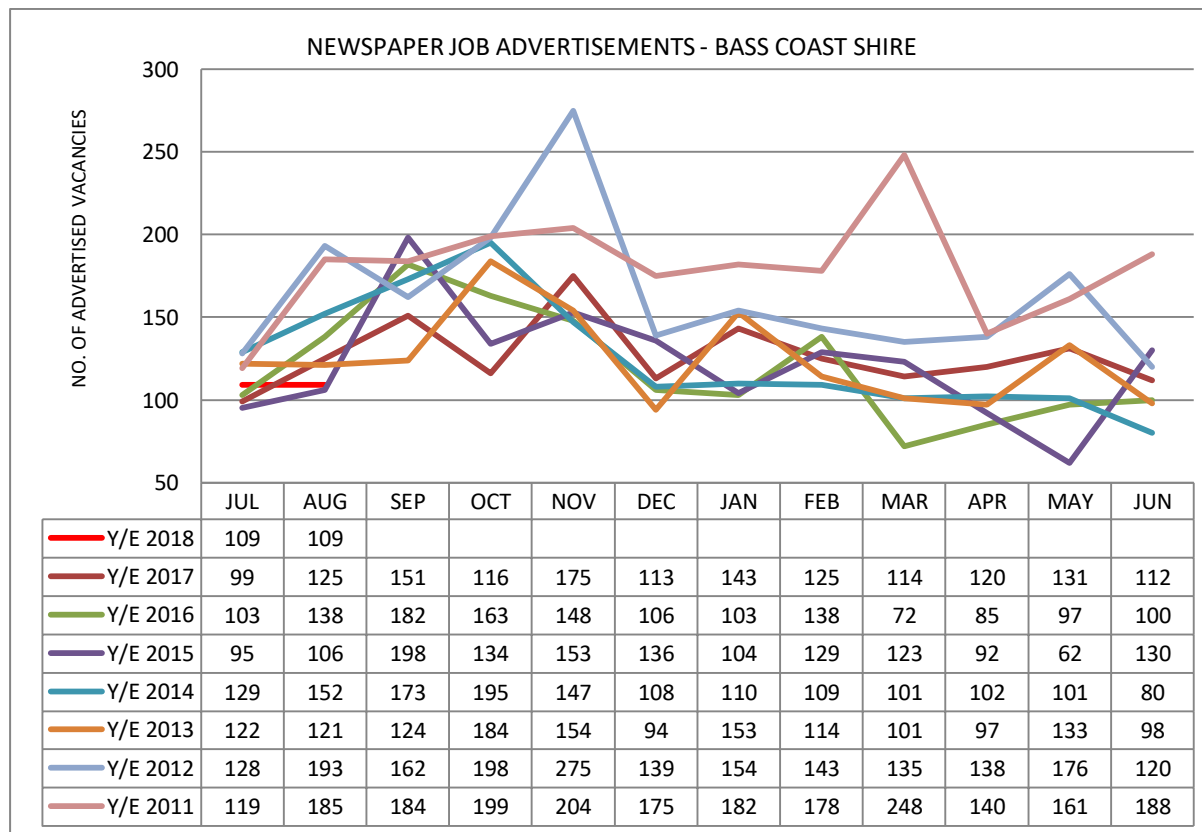
The following chart gives the percentage change in the average weekly newspaper job advertisement numbers over the corresponding month of the previous year for the Bass Coast and West Gippsland regions.



Source: Bass Coast (1) "Phillip Island & San Remo Advertiser" and the "Sth Gippsland Sentinel-Times" (2) Newspapers in West Gippsland catchment area

HISTORICAL DATA

The following chart shows newspaper job advertisements counted by amjproject for the financial years ending June 2011 through 2018 inclusive.



Source: "South Gippsland Sentinel-Times" and the "Phillip Island and San Remo Advertiser"
 NB August 2017 figure to show line on graph only

JOB VACANCIES BY CATEGORY

The newspaper job advertisements counted have been sorted into twenty two (22) categories showing which industry sector they represent, as detailed overleaf.

BASS COAST REGION JOB VACANCIES BY CATEGORY JULY 2017 / JUNE 2018

	JUL	AUG	SEP	OCT	NOV	DEC	JAN	FEB	MAR	APR	MAY	JUN	TOTAL
ACCOUNTANCY/FINANCE/INSURANCE	0												
ADMINISTRATION & SUPPORT	5												
AGRICULTURAL/HORTICULTURAL	7												
APPRENTICE/TRAINEE	8												
ARTS & RECREATION	0												
CASUAL	0												
CONSTRUCTION	1												
EDUCATION & TRAINING	2												
ELECTRICAL, GAS & WATER	2												
FOOD PREP-BUTCHER/SLAUGHTERHOUSE	0												
GOVERNMENT	2												
HEALTH & COMMUNITY SERVICES	37												
HOSPITALITY	18												
INFORMATION MEDIA & TELEPHONE	0												
MAINTENANCE	1												
MANAGEMENT	0												
OTHER	0												
PROFESSIONAL, SCIENTIFIC & TECHNICAL	1												
REAL ESTATE, RENT, HIRE	0												
RETAIL/SALES	3												
TRADES/ENGINEERING	16												
TRANSPORT, WAREHOUSE, DRIVERS	6												
MONTHLY TOTAL 2016/17	109												
<i>Average no. of weekly advertisements</i>	<i>27.25</i>												

NB The figures shown represent the number of job advertisements advertised in the Phillip Island & San Remo Advertiser and the South Gippsland Sentinel - Times each calendar month. Repeat or duplicate advertisements have not been included.