

Bass Coast

Job Advertisement Statistics

July 2016



BASS COAST

SUMMARY OF JOB VACANCIES

July 2016

DISCLAIMER

This report should be used as a guide only. Whilst all attempts have been made to accurately interpret data, the Bass Coast Shire Council, nor its employees or contractors can be held liable for any losses or actions incurred by any third party acting directly on this document.

This document was produced by amjproject on behalf of the Bass Coast Shire Council.

© Copyright resides with Bass Coast Shire Council and amjproject.



amjproject@dcsi.net.au
PO Box 1111
Warragul Vic 3820

BASS COAST

SUMMARY OF JOB VACANCIES

JULY 2016 – Overview

Nationally, the average total number of internet and newspaper job advertisements fell 0.83% in July. Internet job advertising fell 0.68% and newspaper job advertising fell 12.66% (seasonally adjusted) over June.

The close result of the Federal election held on 2 July and the unexpected decision by the UK to leave the European Community is believed to have slowed jobs growth in the first half of July but numbers picked up over the latter half of the month.

The average weekly number of newspaper job advertisements (seasonally adjusted) saw rises in Victoria (+5.07%) and the Australian Capital Territory (+1.11). The largest fall was in the Northern Territory (-47.02%), followed by South Australia (-22.39), Tasmania (-11.27), Queensland (-8.60%), New South Wales (-7.26%) and Western Australia (-6.86%).¹

The Bass Coast Shire recorded a total of 99 newspaper job advertisements in July; an average of 24.75 per week.

The *Health & Community Services* sector recorded the highest number of advertised newspaper job advertisements in July, advertising 38% of all advertised vacancies, followed by *Food Prep-Butcher/Slaughterhouse* (10%) and *Arts & Recreation and Hospitality* (7% each).

% CHANGE AVERAGE NO. OF JOB ADVERTISEMENTS COMPARISON (JULY 2016 OVER JULY 2015)	
BASS COAST REGION	0.0%
VICTORIA ¹	-6.91%
AUSTRALIA ¹	-41.81%

For the period July 2016 over July 2015 the Bass Coast region remained unchanged from last financial year; this compares with falls in Victoria and Australia of 6.91% and 41.81% respectively over the same period (original number).

¹ ANZ Job Advertisement Series released 8 August 2016

METHODOLOGY

The data collected for July 2016 has been obtained from the local newspapers the “South Gippsland Sentinel – Times” and the “Phillip Island and San Remo Advertiser” published in July. The “Sentinel” is published on Tuesdays or Wednesdays and the “Advertiser” on Wednesdays. Some of the job advertisements appear in both papers. As most job advertisements appear in the “Sentinel”, any duplicate advertisements have been noted from the positions advertised in the “Advertiser”. amjproject statistical counts have been adjusted to remove duplications and repeat advertisements.

The “South Gippsland Sentinel – Times” covers Bass Coast Shire and South Gippsland Shire and also receives job advertisements from other neighbouring Shires. Not all job locations are stated.

As some months may have five weeks of job advertisements one year and four in others, a straight comparison of monthly figures can be misleading. To clarify this, the average number of jobs per week within each month has been used where required.

The job advertisements counted have been sorted into twenty two (22) categories showing which industry sector they represent and are detailed on a monthly basis.

HISTORICAL DATA

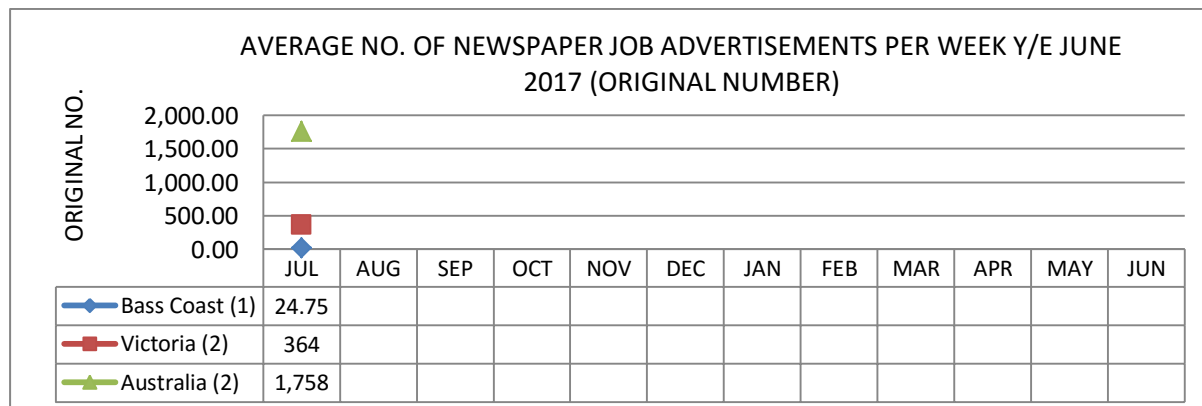
Data for the financial years ending June 2010 through June 2017 was counted by amjproject from the “South Gippsland Sentinel – Times” and the “Phillip Island and San Remo Advertiser” specifically for the Bass Coast Shire.

In the absence of similarly detailed historical data directly relevant to the Bass Coast Shire being available, the historic data used for the financial year end June 2001 and 2006 - 2009 was been obtained from Gippsland Research and Information Service (GRIS) “Weekly Job Advertisements”. It should be noted that these figures show the number of job advertisements placed, not the number of advertised jobs. Repeat advertisements would therefore be counted and advertisements with more than one position would not be reflected in these figures. **Caution should therefore be made when using this data.** Although the figures are not a direct comparison to those counted from both the local papers, it is possible to observe general trends.

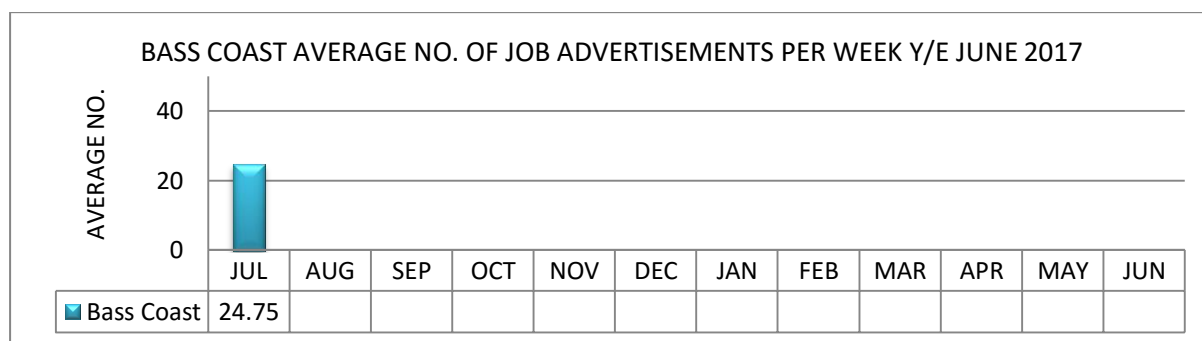
It is not possible to obtain information on which job categories the positions relate from this historical information.

JULY 2016

The following graph shows data compiled from the ANZ Job Advertisement Series and Bass Coast Shire regional statistics of the average number of newspaper job advertisements per week, as distinct from the average total number of newspaper and internet job advertisements per week.

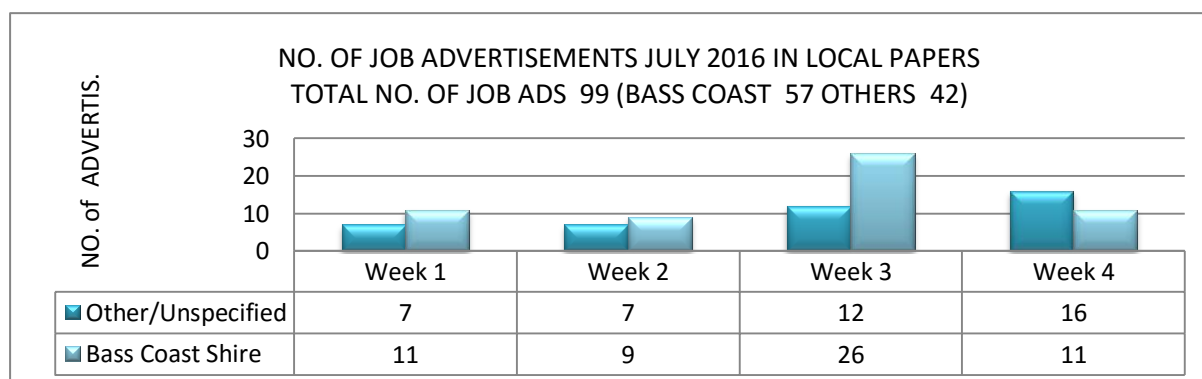


Source: (1) "Phillip Island & San Remo Advertiser" and "Sth Gippsland Sentinel-Times" (2) ANZ Banking Group (Original No).



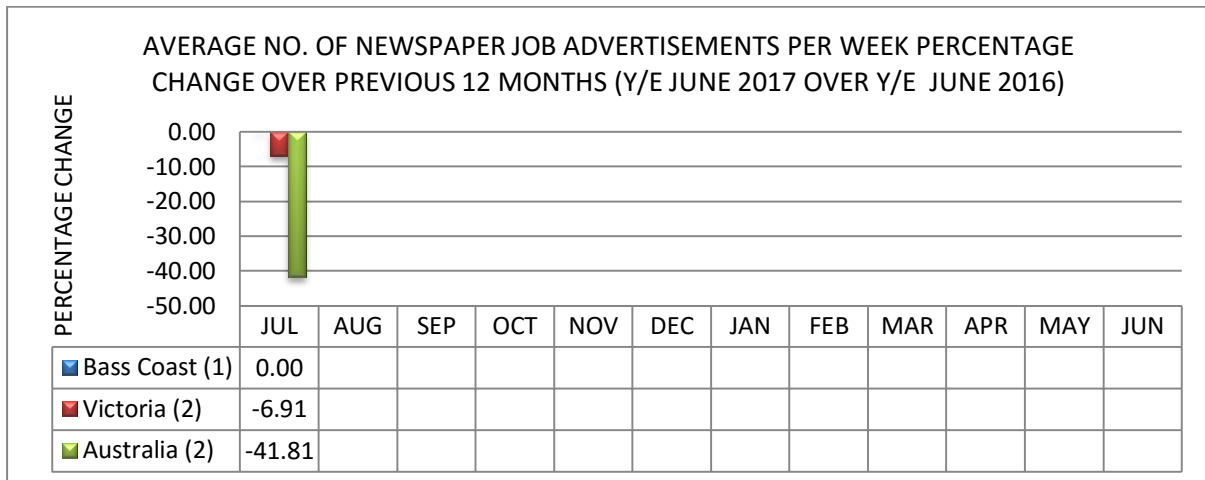
Source: "Phillip Island & San Remo Advertiser" and the "Sth Gippsland Sentinel-Times"

The following chart details, where known, which jobs were located in the Bass Coast Shire. Not all vacancies state their location and others are from neighbouring Shires. All job advertisements have been included regardless of location, based on the premise that the region acts as a cohesive workforce and thus gives a more accurate picture of work opportunities for people living within the Bass Coast Shire.



Source: "Phillip Island & San Remo Advertiser" and the "Sth Gippsland Sentinel-Times"

The following chart gives the percentage change in the average weekly newspaper job advertisement numbers over the corresponding month of the previous year for the Bass Coast region, Victoria and Australia.

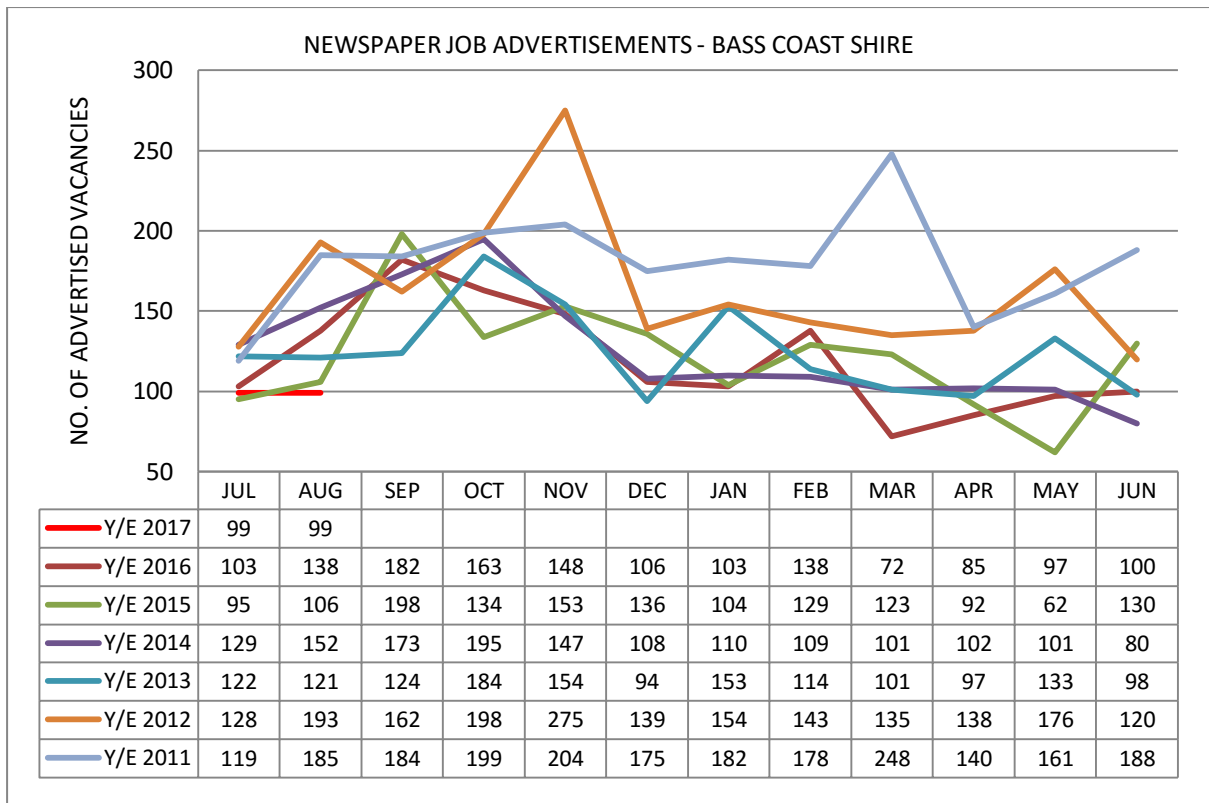


Source: (1) "Phillip Island & San Remo Advertiser" and the "Sth Gippsland Sentinel-Times" (2) ANZ Banking Group (Original number)

HISTORICAL DATA

As previously stated, the data for the financial years ending June 2010 through 2017 was counted by amjproject from the "South Gippsland Sentinel – Times" and the "Phillip Island and San Remo Advertiser" specifically for the Bass Coast Shire. In the absence of similarly detailed historical data directly relevant to the Bass Coast Shire being available, the historic data used for the financial year end 2001 and 2006 - 2009 has been obtained from Gippsland Research and Information Service (GRIS) "Weekly Job Advertisements". It should be noted that these figures show the number of job advertisements placed, not the number of advertised jobs. Repeat advertisements would therefore be counted and advertisements with more than one position would not be reflected in these figures. **Caution should therefore be made when using this data.** Although the figures are not a direct comparison to those counted from both the local papers, it is possible to observe general trends.

It is not possible to obtain information from the historical GRIS data on which job categories these positions relate from this information.



Source: "South Gippsland Sentinel-Times" and the "Phillip Island and San Remo Advertiser"
 NB August 2016 figure to show July 2016 total on chart only

JOB VACANCIES BY CATEGORY

The newspaper job advertisements counted have been sorted into twenty two (22) categories showing which industry sector they represent, as detailed overleaf.

BASS COAST REGION JOB VACANCIES BY CATEGORY JULY 2016 / JUNE 2017

	JUL	AUG	SEP	OCT	NOV	DEC	JAN	FEB	MAR	APR	MAY	JUN
ACCOUNTANCY/FINANCE/INSURANCE	1											
ADMINISTRATION & SUPPORT	5											
AGRICULTURAL/HORTICULTURAL	6											
APPRENTICE/TRAINEE	1											
ARTS & RECREATION	7											
CASUAL	0											
CONSTRUCTION	0											
EDUCATION & TRAINING	4											
ELECTRICAL, GAS & WATER	3											
FOOD PREP-BUTCHER/SLAUGHTERHOUSE	10											
GOVERNMENT	6											
HEALTH & COMMUNITY SERVICES	38											
HOSPITALITY	7											
INFORMATION MEDIA & TELEPHONE	0											
MAINTENANCE	1											
MANAGEMENT	0											
OTHER	0											
PROFESSIONAL, SCIENTIFIC & TECHNICAL	0											
REAL ESTATE, RENT, HIRE	0											
RETAIL/SALES	2											
TRADES/ENGINEERING	3											
TRANSPORT, WAREHOUSE, DRIVERS	5											
MONTHLY TOTAL 2016/17	99											
<i>Average no. of weekly advertisements</i>	24.75											

NB The figures shown represent the number of job advertisements advertised in the Phillip Island & San Remo Advertiser and the South Gippsland Sentinel - Times each calendar month. Repeat or duplicate advertisements have not been included.